



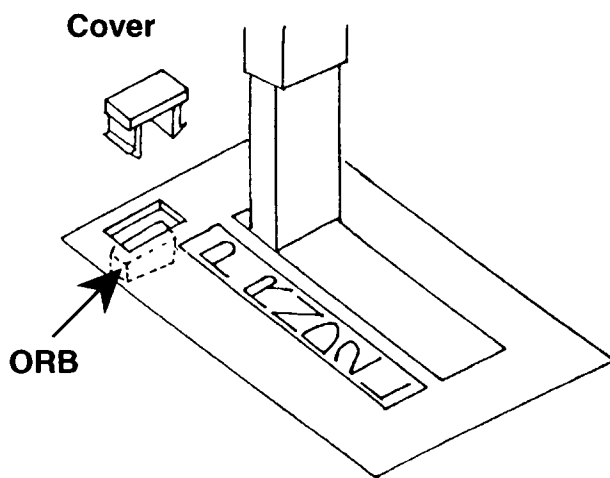
# TECHNICAL SERVICE BULLETIN

REF.: BODY  
NO.: B092-008  
DATE: OCT. 30, 1992  
MODEL: EL4#, AE0#, AT86F, ST18#, SK1#, VK1#, DJ81

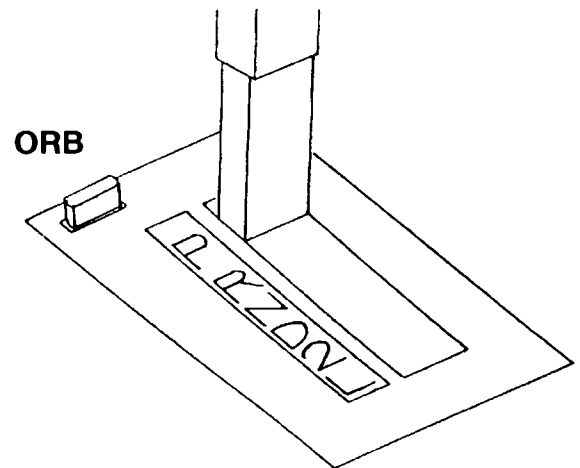
## AUTOMATIC TRANSMISSION SHIFT LOCK OVERRIDE BUTTON

Page 1 of 3

The position of the automatic transmission shift lock override button (ORB) has been changed and a cover added for increased theft protection in accordance with FMVSS No. 114.



**NEW**

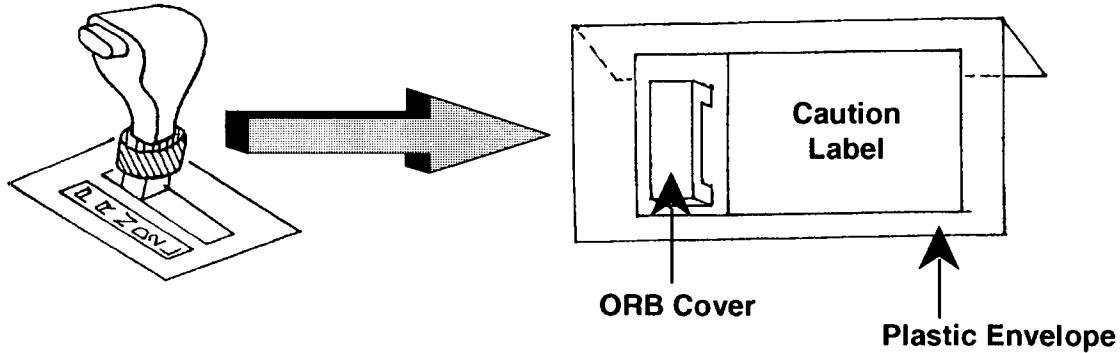


**PREVIOUS**

The ORB cover is packaged separately at the factory for transportation and must be installed during PDS (Pre-Delivery Service) according to the following procedure:

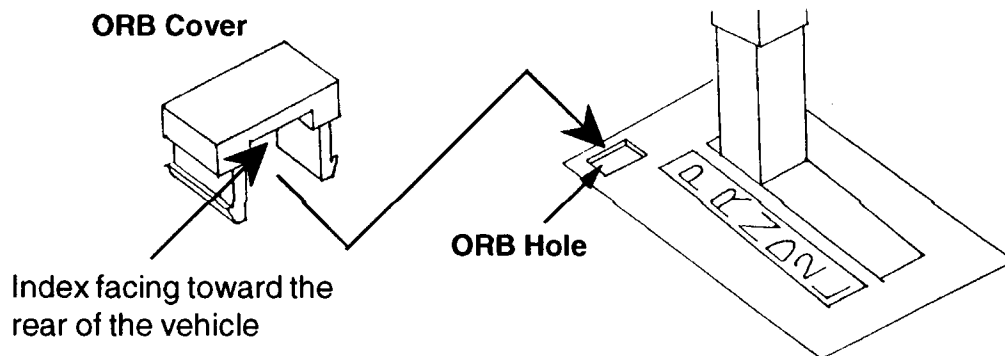
## ORB COVER STORAGE:

The ORB is placed in a plastic envelope with a caution label and the envelope is taped to the automatic transmission shift lever as shown below:



## INSTALLATION OF ORB COVER:

Install the ORB cover with the index facing toward the rear of the vehicle.



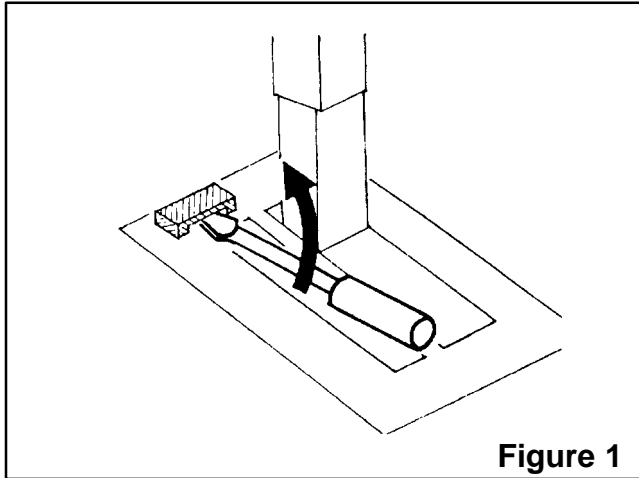
## PRODUCTION EFFECTIVE:

MODEL	PRODUCTION EFFECTIVE
CAMRY	FROM '93 M/Y (AUGUST, 1992)
COROLLA	FROM '93 M/Y (JUNE, 1992)
TERCEL, PASEO	FROM '93 M/Y (AUGUST, 1992)
CELICA	FROM '93 M/Y (AUGUST, 1992)
LAND CRUISER	FROM '93 M/Y (AUGUST, 1992)
TMM CAMRY	FROM '93 M/Y (AUGUST, 1992)
TMMC COROLLA	FROM '93 M/Y (SEPTEMBER, 1992)
NUMMI COROLLA	FROM '93 M/Y (AUGUST, 1992)

**Note:** The ORB is not applicable to column shift automatic transmission vehicles (Previa, Truck and T100) with a mechanical shift interlock system.

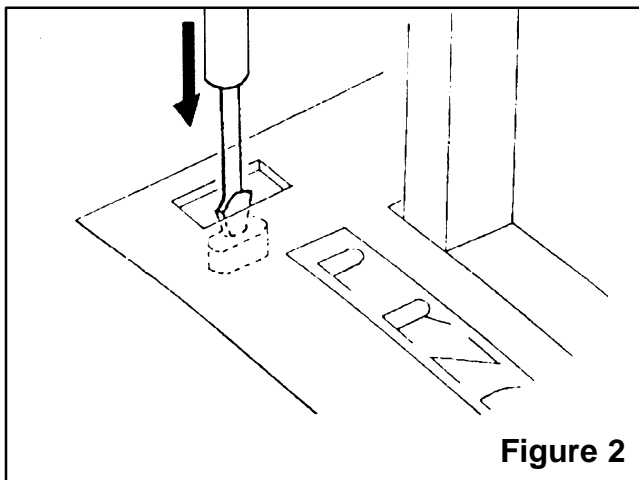
## CANCELING THE SHIFT LOCK WITH ORB:

If a dead battery or similar problem occurs, the shift lever cannot be moved out of the “P” position even though the brake pedal is depressed with the ignition switch in the “ON” position. Use the ORB to cancel the shift lock as follows:



1. Apply the parking brake and turn the ignition key to the “OFF” position.
2. Insert a flat-bladed screwdriver or equivalent into the index of the ORB cover and pry it up. (See Figure 1)

**NOTE: Apply tape to tip of screwdriver to prevent damage to vehicle.**



3. Use the same tool to push down the ORB while at the same time releasing the shift handle from the “P” position.