



**Technical Service  
BULLETIN**

December 5, 2007

Title:

**OIL LEAK FROM FRONT TIMING COVER**

Models:

'03 – '07 4Runner (1GR-FE)

**ENGINE**  
**EG049-07**

**Introduction** Some 2003 – 2007 model year 4Runner vehicles with 1GR-FE engines may display evidence of a small oil leak located where the Bank 1 cylinder head, engine block, and timing cover meet. Use the following repair procedure to address this condition.

- Applicable Vehicles**
- **2003 – 2007** model year **4Runner** vehicles equipped with the **1GR-FE engine** and produced **BEFORE** the Production Change Effective VINs shown below.

**Production Change Information**

MODEL	PLANT	DRIVETRAIN	PRODUCTION CHANGE EFFECTIVE VIN
4Runner	Hino	2WD	JTEZU17R#68064608
			JTEZU14R#78076191
		4WD	JTEBU14R#78078323
			JTEBU14R#78090468
	Tahara	2WD	JTEZU14R#70091230
		4WD	JTEBU14R#70117349

**Warranty Information**

OP CODE	DESCRIPTION	TIME		OPF	T1	T2
EG7036	Reseal Front Timing Cover with FIPG	2WD	7.6	11310-0P030	65	48
		4WD	8.5			

**Applicable Warranty\*:**

**This repair is covered under the Toyota Powertrain Warranty. This warranty is in effect for 60 months or 60,000 miles, whichever occurs first, from the vehicle's in-service date.**




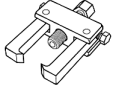










\* Warranty application is limited to correction of a problem based upon a customer's specific complaint.

**Required Tools & Equipment**

TOOLS & MATERIAL	QUANTITY
FIPG Sealant: Three Bond 1282B or Equivalent	As Needed
FIPG Sealant: Three Bond 1207B or Equivalent	As Needed
ILSAC GF-4 Multi-grade SAE 5W-30	6.3 U.S. qts. (6.0 liters)
Super Long Life Coolant (SLLC)	Automatic Transmission: 10.4 U.S. qts. (9.8 liters)



**Required Tools & Equipment**  
(Continued)

SPECIAL SERVICE TOOLS (SSTs)		PART NUMBER	QTY	DRW**
<b>Oil Filter Wrench*</b>		09228-07501	1	3
<b>Companion Flange Holding Tool*</b> NOTE: All components from this kit/set are required.		09330-00021	1	6
<b>Drive Shaft Remover Attachment*</b>		09520-01010-02	1	6
<b>Ball Joint Puller*</b>		09628-62011-01	1	13
<b>Universal Puller Set "C"*</b>		09950-50013-01	1	24
<b>COMPONENT(S) OF KIT/SET</b>	The following components from this kit/set are required:			
	• Hanger 150 (P/N 09951-05010)			
	• Slide Arm (qty. 2) (P/N 09952-05010)			
	• Center Bolt 150 (P/N 09953-05020)			
	• Claw No. 3 (P/N 09954-05030)			
<b>Crankshaft Pulley Holding Tool*</b>		09213-54015-01	1	24
<b>COMPONENT(S) OF KIT/SET</b>	The following component from this kit/set is required:			
	• Bolt (P/N 91651-60855-01)			
<b>Differential Side Gear Shaft Tool</b>		09520-24010	1	
<b>Gasket Seal Cutter</b>		09032-00100	1	
<b>Union Nut Wrench 17 mm</b>		09023-12701	1	

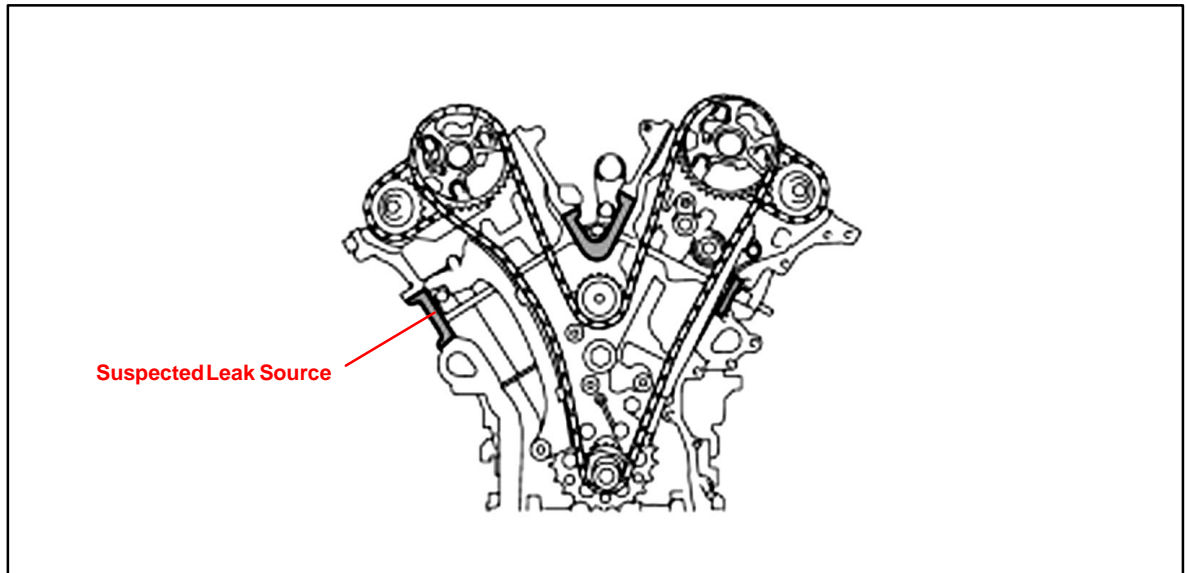
\* Essential SSTs.

\*\* Drawer number in SST Storage System.

**NOTE:**  
Additional SSTs may be ordered by calling SPX/OTC at 1-800-933-8335.

**Repair Procedure**

1. Inspect the location where the Bank 1 cylinder head, engine block, and timing cover meet for signs of an oil leak.
2. Use an oil dye to confirm the source of the oil leak.



3. Remove and reseal the timing cover if confirmed leaking.

Refer to the Technical Information System (TIS):

- 2003, 2004, or 2005 model year 4Runner Repair Manual, *Engine/Hybrid System – Engine Mechanical – “Timing Chain or Belt Cover Sub-Assy (1GR-FE): Replacement”*
- 2006 or 2007 model year 4Runner Repair Manual:
  - *Engine/Hybrid System – Lubrication – “1GR-FE Lubrication: Oil Pump: Removal”*
  - *Engine/Hybrid System – Lubrication – “1GR-FE Lubrication: Oil Pump: Installation”*

4. Confirm that the repair corrected the condition.